




































































































Design

	 30x30 12"x12"	 45x45 18"x18"	 30x60 12"x24"	 60x60 24"x24"	 listello bullnose plinthe socket zócalo 4,7x30 1.8"x12"	 listello bullnose plinthe socket zócalo 5,3x45 2"x18"	 listello bullnose plinthe socket zócalo 10,9x45 4.3"x18"	 listello bullnose plinthe socket zócalo 14,7x60 5.8"x18"	 battiscopa bullnose plinthe socket zócalo 8x30 3"x12"
Ambient	 	   	 		 	 	 	 	
Easy	 	   	 		 	 	 	 	
Frame									
Linear	 	   	 		 	 	 	 	
Material									
Plane	 	   	 		 	 	 	 	
Prime									
Shape									

-  Naturale
Matt
Mat
Matt
Mate
-  Naturale/Rettificato
Matt/Rectified
Mat/Rectifié
Matt/Rektifiziert
Mate/Rectificado
-  Lappato/Rettificato
Lapped/Rectified
Rodée/Rectifié
Geläppt/Rektifiziert
Pulido/Rectificado
-  Fiammato

CARATTERISTICHE TECNICHE

TECHNICAL FEATURES / CARACTERISTIQUES TECHNIQUES / TECHNISCHE EIGENSCHAFTEN / CARACTERÍSTICAS TÉCNICAS


CARATTERISTICHE TECNICHE TECHNICAL FEATURES CARACTERISTIQUES TECHNIQUES TECHNISCHE EIGENSCHAFTEN CARACTERÍSTICAS TÉCNICAS	NORMA NORMS NORME NORM NORMA	VALORI MEDI KEOPE KEOPE AVERAGE VALUE VALEURS MOYEN KEOPE KEOPE MITTELWERT VALOR KEOPE
ASSORBIMENTO % D'ACQUA - WATER ABSORPTION % ABSORPTION D'EAU % - WASSERAUFNAHME % ABSORPCIÓN DE AGUA %	UNI EN ISO 10545-3/00	≤ 0,1%
RESISTENZA ALLE MACCHIE - FROST RESISTANCE RESISTANCE AU GEL - FROSTBESTÄNDIGKEIT RESISTENCIA AL HIELO	UNI EN ISO 10545-14/00	CLASSE 5
RESISTENZA CHIMICA - RESISTANCE TO CHEMICAL - RESISTANCE AUX PRODUITS CHIMIQUE CHEMIKALIENFESTIGKEIT - RESISTENCIA A LOS PRODUCTOS QUIMICOS	UNI EN ISO 10545-13/00	UA - ULA - UHA
RESISTENZA AL GELO - FROST RESISTANCE RESISTANCE AU GEL - FROSTBESTÄNDIGKEIT RESISTENCIA AL HIELO	UNI EN ISO 10545-12/00	GARANTITA - GUARANTEED CONFORME - GARANTIERT GARANTIZADA

MISURE, PESI ED IMBALLI

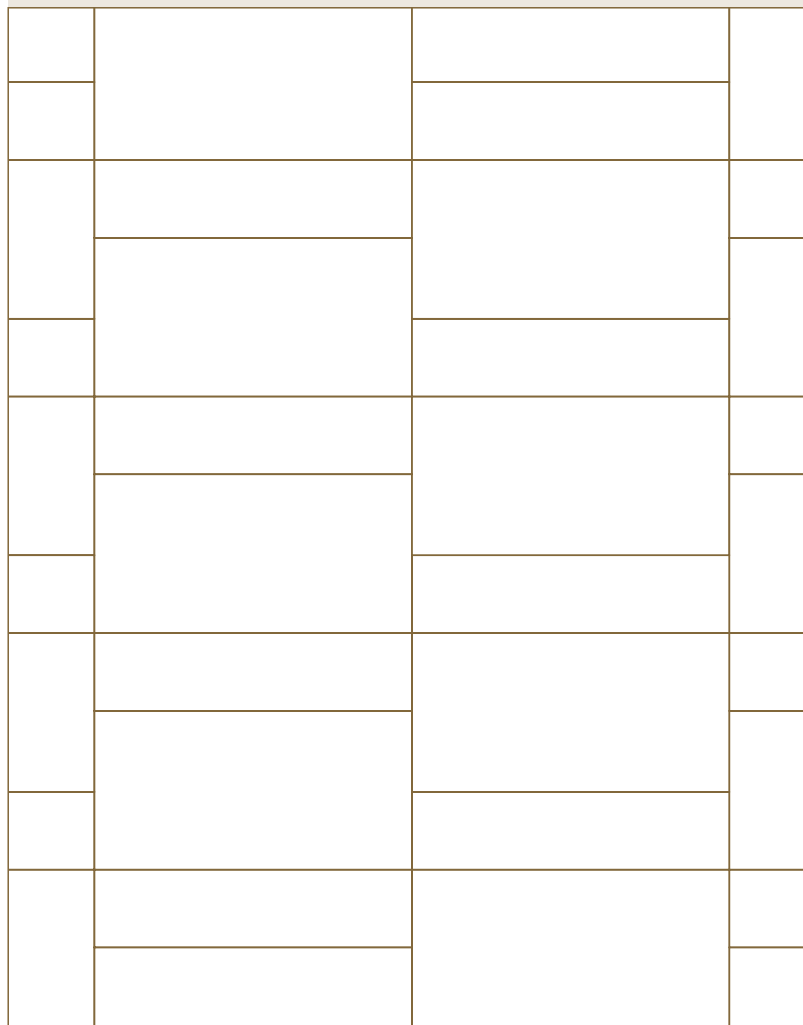
SIZE, WEIGHT AND PACKAGING / FORMAT, POIDS CONDITIONNEMENT EMBALAJES / MASSE, GEWICHT UND VERPACKUNG
MEDIDAS, PESOS Y EMBALAJES

FORMATO size - format - format formatos	 PZ/SCATOLA pieces/box - pièces/bôte stück/karton - pzas/caja	 MQ/SCATOLA mq/box - mq/bôte mq/Karton - mq/caja	 Kg/SCATOLA Kg/box - Kg/bôte Kg/Karton - Kg/caja	 SCATOLA X PALLET box x pallet - bôte x pallet Karton x pallet - caja/pallet
30x30 - 12"x12"	11	0,99	20,42	48
45x45 - 18"x18"	5	1,0125	21,00	33
45x45 - 18"x18" LAPPATO	5	1,0125	21,00	34
30x60 - 12"x24"	6	1,0800	24,00	40
30x60 - 12"x24" LAPPATO	6	1,0800	24,00	40
60x60 - 24"x24"	3	1,08	27,00	36
4,7x30	72	1,0152	22,56	30
4,7x30 LAPPATO	72	1,0152	22,56	30
5,3x30	40	0,954	21,20	35
5,3x30 LAPPATO	40	0,954	21,20	35
10,9x45	20	0,981	21,80	35
10,9x45 LAPPATO	20	0,981	21,80	35
14,7x60	12	1,0584	23,52	30
14,7x60 LAPPATO	12	1,0584	23,52	30
8x30 - 3"x12" battiscopa	33	ml. 9,90	15,21	64

SCHEMI DI POSA - LAYING PLANS - SCHEMAS DE POSE - VERLEGEMUSTER - ESQUEMAS DE COLOCACIÓN




45x45
listello 10,9x45
listello 5,3x45




30x60
listello 14,7x60


SCHEMI DI POSA - LAYING PLANS - SCHEMAS DE POSE - VERLEGEMUSTER - ESQUEMAS DE COLOCACIÓN



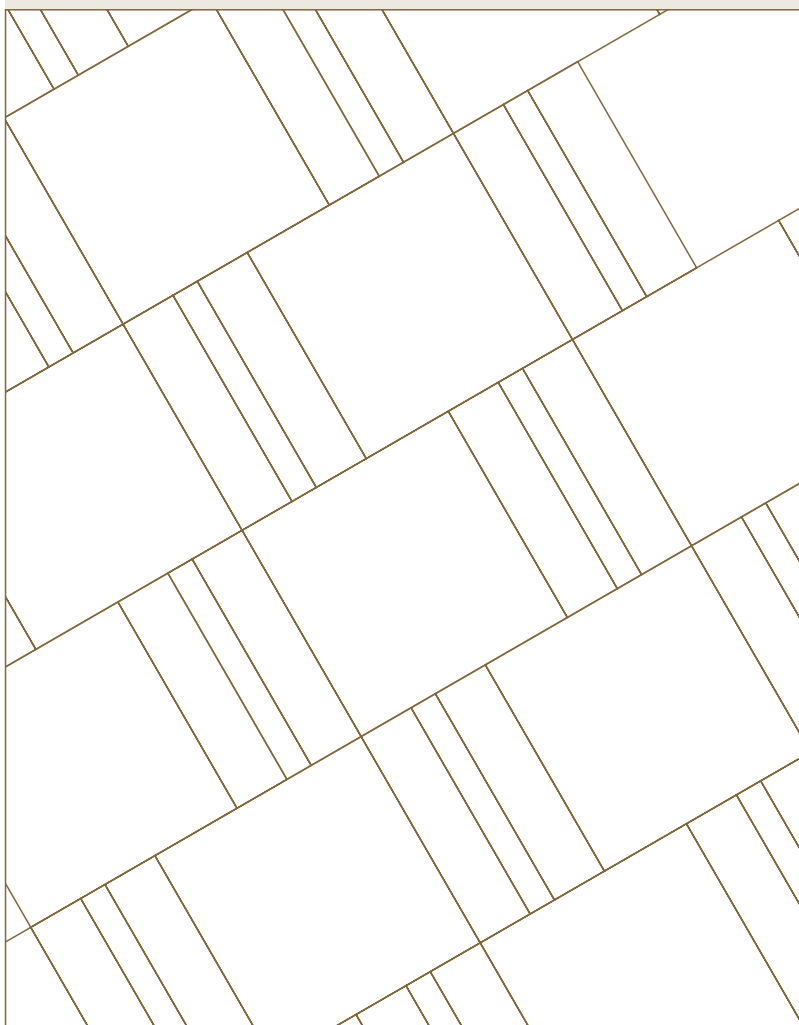
45x45
listello 10,9x45
listello 5,3x45



30x60
30x30




30x60
listello 4,7x30




45x45
listello 10,9x45
listello 5,3x45


SCHEMI DI POSA - LAYING PLANS - SCHEMAS DE POSE - VERLEGEMUSTER - ESQUEMAS DE COLOCACIÓN




45x45
30x30
fascia 4,5x30



45x45
30x30



45x45
30x30
fascia 6,5x45
angolo 6,5x6,5



45x45
30x30

concept_studio target / photo_foto gamma / punto immagine

si ringraziano i ristoranti L'INCONTRO e IL MORO.

